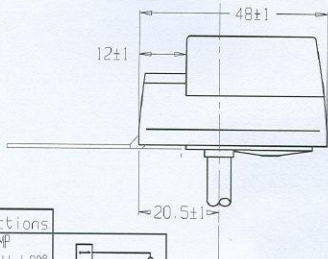



M. 04

Cover color: red

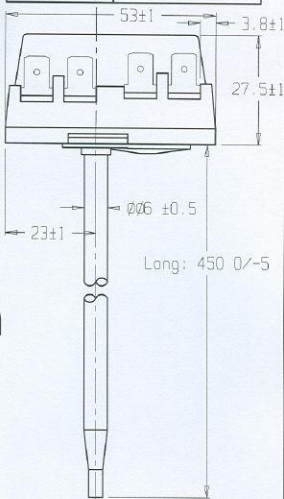


| Connections |                           |
|-------------|---------------------------|
| 1           | AMP added 90°             |
| 2           | AMP added 90°             |
| 3           | AMP ad. 90°<br>inv. screw |
| 4           | AMP ad. 90°<br>inv. screw |

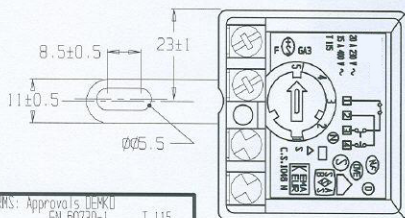
|            |
|------------|
| 230 V 20 A |
| 400 V 15 A |



|             | Angular Ang / BB | Regulation (°C)                  | Diff. (°C) |
|-------------|------------------|----------------------------------|------------|
| X           | 1                | ≈ -5                             |            |
| Y           |                  |                                  |            |
| Z           | 5                | 63 <sup>+5</sup> / <sub>-4</sub> | Approx 9   |
| Secu. temp. |                  | 85 +5/-7                         |            |

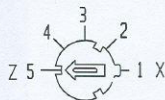


Preset in position: Z



NUMRS: Approvals: IEC60730-1  
EN 60730-1  
EN 60730-2-9  
20A 250V ~  
15A 400V ~

T 115



| REF.          | MODIFICATION | N°:   | DATE | VISA | ACCEPTED ON | VISA |
|---------------|--------------|---|------|------|-------------|------|
| G.T.: -----   | SAMPLE       | DESIGNATION   |      |      |             |      |
| Scale: 1/1    |              | Thermostat single-pole control,<br>double-pole safety |      |      |             |      |
| Drawn on :    | by :         | CUSTOMER  |      | 3002 |             |      |
| Approved on : | by :         |   |      |      |             |      |